



**ALBA**  
K R A P F

# At a glance

Hose reels

Proven since 1907

Thoughtful & solid

Whole metal construction

Stable construction

Hose-friendly crum

Optimized water flow

5 year functional guarantee

10 year spare parts guarantee

Optimal transport height, ergonomically balanced

Ball-bearing rotary valve

Stainless steel comfort connection (connection bend)

Reel brake

Floor protection









Working pressure up to 24 bar, temperature water, steam up to 160°C



## Hose reels



# Benefits

	<p><b>Stable:</b> Stable stand when unrolling and operating.</p>	<p><b>Whole metal construction:</b> All supporting components and connecting parts are made out of steel.</p>	
<p><b>Ergo grip:</b> Robust and comfortable grip with the greatest possible leverage.</p>			<p><b>Hose friendly:</b> Wide cushions for optimum water flow and kink-free hose support.</p>
	<p><b>Easy mounting:</b> Attach and secure with two screws only.</p>	<p><b>Comfortable transport height:</b> Long handle for optimal handling.</p>	
<p><b>Guarantee:</b> 5 years performance warranty and 10 years spare parts guarantee.</p>			<p><b>Optimized water flow:</b> The rotating water connection is suitable for all connection facilities.</p>

# Mobile & wall mounted devices



## STAR SERIE II

Art.-No.: 11456

- Extremely stable whole metal construction galvanized (chrome 6 free)
- Double bearing
- Hose-friendly drum with comfortable: no hose buckling
- Stainless steel waterproof
- High water flow 3/4 rotary ball bearing swivel joint for easy unwinding
- Continuous pressure-resistant
- Hose reel and hand crank in steel bearing
- With Reel Blocking
- Ø 21,5 cm PU wheels with steel rims
- Anti-soil antiglides pads

Ø 13 mm (1/2") = 120 m  
 Ø 16 mm (5/8") = 100 m  
 Ø 19 mm (3/4") = 80 m



## FOREVER

Art.-No.: 11450

- Stable whole metal construction galvanized (chrome 6 free)
- Central water flow
- Double bearing
- Hose-friendly drum: no hose buckling
- Continuous pressure-resistant
- Ball bearing swivel joint for easy unrolling
- Ø 21,5 cm PU wheels with steel rims
- Stainless steel waterproof

Ø 13 mm (1/2") = 70 m  
 Ø 16 mm (5/8") = 60 m  
 Ø 19 mm (3/4") = 40 m



## SILVER SERIE II

Art.-No.: 28817

- Stable whole metal construction galvanized (chrome 6 free)
- Central water flow
- Double bearing
- Hose-friendly drum: no hose buckling
- Continuous pressure-resistant
- Ball bearing swivel joint for easy unrolling
- Ø 17 cm lawn-protecting profile wheels

Ø 13 mm (1/2") = 100 m  
 Ø 16 mm (5/8") = 80 m  
 Ø 19 mm (3/4") = 50 m



## ROYAL II

Art.-No.: 24112

- Stable whole metal construction
- Galvanized (chrome 6 free)
- Double bearing
- Hose-friendly drum with comfortable, no hose kinking
- Stainless steel waterproof
- High water flow 3/4"
- Ball bearing swivel joint for easy unrolling and soil-protecting antiglide overlays
- Continuous pressure-resistant
- Hose reel and hand crank in steel bearing
- Ø 15,5 cm PU wheels with steel rims

Ø 13 mm (1/2") = 100 m  
Ø 16 mm (5/8") = 80 m  
Ø 19 mm (3/4") = 50 m



## GRANIT

Art.-No.: 28789

- Stable whole metal construction galvanized
- Hose-friendly drum
- Long transport handle
- 1/2" swivel fitting, nickel-plated with plug nipple
- Hose holder
- Reel brake
- Robust wheels
- Stable stand

Ø 13 mm (1/2") = max. 40 m  
Ø 16 mm (5/8") = 25 m



## PROFI SERIE II

Art.-No.: 11530

- Ultimate stabile whole metal construction
- Hot dip galvanized
- Hose sparing with comfortable connecting bow
- No hose buckling
- High water flow 1" (23 mm)
- Brass nickel-plated, ball-bearing swivel joint, permanent pressure resistant
- Ø 26 cm pneumatic wheels with steel rims
- Permanent pressure resistant
- Stainless steel waterproof

Ø 16 mm (5/8") = 160 m  
Ø 19 mm (3/4") = 130 m  
Ø 25 mm (1") = 90 m



## IRON MAN SERIE II (assembly kit)

Art.-No.: 27635

- Stable whole metal construction galvanized (chrome 6 free)
- Central water flow
- Double bearing
- Hose-friendly drum: no hose buckling
- Continuous pressure-resistant
- Ball bearing swivel joint for easy unrolling
- Ø 17 cm lawn-protecting profile wheels

Ø 13 mm (1/2") = 100 m  
Ø 16 mm (5/8") = 80 m  
Ø 19 mm (3/4") = 50 m



## SUPER PROFI SERIE II

Art.-No.: 11543

- Ultimate stabile whole metal construction
- Hot dip galvanized hose sparing with comfortable connecting bow
- No hose buckling
- High water flow 1" (23 mm)
- Brass nickel-plated, ball bearing swivel joint triple sealed
- Permanent pressure resistant
- Ø 26 cm pneumatic wheels with steel rims
- Stainless steel waterproof

Ø 16 mm (5/8") = 230 m  
Ø 19 mm (3/4") = 190 m  
Ø 25 mm (1") = 110 m




## GIRASOLE

Art.-No.: 26010

- Free standing hose holder solution
- Whole metal construction
- Hot dip galvanized, hose sparing
- Space saving
- Hose capacity: 3/4", 25 m
- Weight without hose: 3 kg

3/4", 25 m




### STATUS S

Art.-No.: 11033

- Stable whole metal construction, galvanized (chrome 6 free)
- Hose sparing drum: no hose buckling
- High water flow 19 mm
- Angled, ball-bearing swivel joint fitting
- Continuous pressure-resistant
- 170° swiveling for optimum operating angle incl. wall mounting kit
- Narrow model for small wall distance with reel block

Ø 13 mm (1/2") = 50 m  
Ø 16 mm (5/8") = 45 m



### STATUS SERIE III

Art.-No.: 11525

- Stable whole metal construction, galvanized (chrome 6 free)
- Heavy duty = high hose capacity
- Hose-friendly drum with a comfortable, rust-free connection bend: no hose kinking.
- High water flow 19 mm / 3/4"
- Angled, ball-bearing swivel joint fitting
- Continuous pressure-resistant
- 170° swiveling for optimal application angle
- Inkl. wall bracket for safe installation
- With reel blocking

Ø 13 mm (1/2") = 70 m  
Ø 16 mm (5/8") = 60 m  
Ø 19 mm (3/4") = 40 m



### MIDI

Art.-No.: 11365

- Stable
- Welded whole metal construction
- Galvanized (chrome 6 free)
- Hose sparing (no hose buckling)
- Dimensions: Height 130 mm / Width: 220 mm / Depth: 170 mm.

bei Montagehöhe 1,5 m:  
Ø 13 mm (1/2") = 160 m  
Ø 16 mm (5/8") = 120 m  
Ø 19 mm (3/4") = 90 m  
Ø 25 mm (1") = 50 m



### MIDI INOX

Art.-No.: 13077

- Ultimate stability UV-resistant stainless steel construction
- Made of electropolished stainless steel
- Suitable for all areas, eligible for the food processing industry
- Dimensions: Height 130 mm / Width 220 mm / Depth 170 mm

Ø 13 mm (1/2") = 160 m  
Ø 16 mm (5/8") = 120 m  
Ø 19 mm (3/4") = 90 m  
Ø 25 mm (1") = 50 m



### BIG

Art.-No.: 11365

- Very stabile whole metal construction with maximum rust protection due to galvanizing
- Hose sparing
- Dimensions: Height 65 mm / Width 310 mm / Depth 170 mm.

Ø 13 mm (1/2") = 100 m  
Ø 16 mm (5/8") = 80 m  
Ø 19 mm (3/4") = 45 m  
Ø 25 mm (1") = 25 m



### bOy

Art.-No.: 10010

- Designer hose holder
- Galvanized (chrom 6 free)
- No mounting needed

Ø 13 mm (1/2") = 25 m  
Ø 16 mm (5/8") = 20 m  
Ø 19 mm (3/4") = 15 m



## TURBO

Art.-No.: 24448

- Sturdy all-steel construction
- Electro-galvanized (chrome 6 free)
- Hose-friendly
- Space-saving
- Dimensions: Height 427 mm / Width 427 mm / Depth 215 mm
- Weight without hose: 3.5 kg

Ø 13 mm (1/2") = 50 m  
Ø 16 mm (5/8") = 40 m  
Ø 19 mm (3/4") = 30 m



Flower box brackets

# Benefits



## Steel premium products:

The ALBA brand has been the paragon of premium steel products for over than 100 years.

## Guarantee:

5 years performance warranty and 10 years spare parts guarantee.



## Adaptable product range:

Our functional, durable products can be adapted to suit all manner of requirements and preferences.



## Also suitable for rounded railings:

Just because your balcony has rounded railings doesn't mean you can't have flowers and plants.



## Figured iron:

Instead of flat steel bars - where a firm hold is required.

## Storm protection:

Storm protection prevents nasty surprises in severe weather.



# Flower box bracket

## Flower box bracket de Lux 15

Art.-No.: 27751

Box size in cm: Width: 15, Height: 18

Railing width in cm: 4,5 – 17,5

Load capacity: 30 kg/pair

Galvanized set of 2 for boxes up to 15 cm wide. For balconies, railings and fences.



## Flower box bracket de Lux 18

Art.-No.: 27752

Box size in cm: Width: 18, Height: 21

Railing width in cm: 4,5 – 17,5

Load capacity: 30 kg/pair

Galvanized set of 2 for boxes up to 18 cm wide. For balconies, railings and fences.



## Flower box bracket 2x adjustable

Art.-No.: 27749

Box size in cm: Width: 22, Height: 18

Railing width in cm: 4,5 – 17,5

Load capacity: 30 kg/pair

Galvanized set of 2 for boxes up to 22 cm wide. For balconies, railings and fences.





### Flower box bracket green

Art.-No.: 28607

Box size in cm: Width: 22, Height: 21

Railing width in cm: 4,5 – 17,5

Load capacity: 30 kg/pair

Powder-coated set of 2 for balconies, railings and fences.



### Flower box bracket 3x adjustable

Art.-No.: 27754

Box size in cm: Width: 23, Height: 25

Railing width in cm: 5 – 15

Load capacity: 30 kg/pair

Galvanized set of 2 for balconies, railings and fences.



### Flower box bracket graphite

Art.-No.: 28613

Box size in cm: Width: 22, Height: 21

Railing width in cm: 4,5 – 17,5

Load capacity: 30 kg/pair

Powder-coated set of 2 for balconies, railings and fences.



### Heavyweight flower box bracket

Art.-No.: 27750

Box size in cm: Width: 27, Height: 25

Railing width in cm: 4,5 – 18

Load capacity: 60 kg/pair

Galvanized set of 2 for particularly wide and heavy boxes.  
(27,5 cm x 25 cm)



### Flower box bracket brown

Art.-No.: 28606

Box size in cm: Width: 22, Height: 21

Railing width in cm: 4,5 – 17,5

Load capacity: 30 kg/pair

Powder-coated set of 2 for balconies, railings and fences.



### Flower box bracket for round rail 2x adjustable

Art.-No.: 28610

Box size in cm: Width: 22,5, Height: 21

Railing width in cm: 2,8 – 4,6

Load capacity: 30 kg/pair

Galvanized set of 2 for boxes up to 22.5 cm wide.



# Flowerpot holders

## Flower box bracket for round rail 3x adjustable

Art.-No.: 27755

Box size in cm: Width: 25, Height: 21

Railing width in cm: 2,8 – 4,6

Load capacity: 30 kg/pair

Galvanized set of 2 for boxes up to 25 cm wide.



## Flower box holders for walls 28

Art.-No.: 12076

Box size in cm: Width: 28, Height: 21

Load capacity: 30 kg/pair

Galvanized set of 2 for boxes up to 28 cm wide.



## Flower box holders for direct wall mounting

Art.-No.: 27748

Box size in cm: Width: 28, Height: 25

Load capacity: 30 kg/pair

Galvanized set of 2 for boxes up to 28 cm wide.



## Fiorina

Art.-No.: 28474

Flowerpot holder Fiorina ø15cm



## Fiorella

Art.-No.: 28475

Flowerpot holder Fiorella ø17cm



## Single pot holder 10 GREEN

Art.-No.: 28455

Steel wire basket with tin plate (10cm), powder-coated GREEN.

## Single pot holder 12 GREEN

Art.-No.: 28456

Steel wire basket with tin plate (12cm), powder-coated GREEN.





### Single pot holder 10 BLACK

Art.-No.: 28462

Steel wire basket with tin plate (10cm), powder-coated BLACK.

### Single pot holder 12 BLACK

Art.-No.: 28481

Steel wire basket with tin plate (12cm), powder-coated BLACK.



### Double pot holder BLACK

Art.-No.: 28463

Steel wire basket with 2 tin plates (10cm), powder-coated BLACK



### Double pot holder GREEN

Art.-No.: 28454

Steel wire basket with 2 tin plates (10cm), powder-coated GREEN



### Tripple pot holder BLACK

Art.-No.: 28464

Steel wire basket with 3 tin plates (10cm), powder-coated BLACK



### Tripple pot holder GREEN

Art.-No.: 28453

Steel wire basket with 3 tin plates (10cm), powder-coated GREEN.

Garden


# Fire bowl ALBA



Fire bowl ALBA

Art.-No.: 11444

- Optimal height for pleasant warmth from legs to upper body
- High security and stability with 4 base feet
- Easy assembly with included tools
- Heat-resistant coating up to 600°C
- Comfortable surface with a large 73 cm diameter
- Drainage channels for rainwater
- Stable and durable all-steel construction
- Environmentally friendly and 100% recyclable



# Benefits



Galvanized quality made out of high-quality steel characterises our range of pendulum hoes, general garden hoes, draw hoes and beet hoes, as well as cultivators.

## Quality:

As a general rule, the ALBA KRAPF gardening tools are galvanized - a guarantee against the development of rust.



## Sturdy collar:

Resistant to cracking, bending and deformation.



## Rust proof:

Stainless, spring steel - no rust means no loss of quality. The blade remains sharp.



## Pendulum hoe

Art.-No.: 11347 (with handle),  
11344 (without handle)

The slightly oscillating, double-sided sharpened steel blade cuts the weeds by pulling or pushing it, without churning up the soil surface too much, which is great benefit among crops and on paths. The weeds are cut with minimal effort and minor surface movement, so that no seeds carried by the wind or animals can be worked into the soil. No more arduous hoeing with conventional gardening tools. Our pendulum hoe is the right choice for you!

The blade is made out of stainless spring steel.

Blade width: 125 mm  
Overall length: 170 cm



## Draw hoe 130 mm

Art.-No.: 11315 (with handle),  
11314 (without handle)

Galvanized, with riveted on stainless spring steel blade.

Blade width: 130 mm  
Overall length: 150 cm



## Draw hoe 160 mm

Art.-No.: 11322 (with handle),  
11321 (without handle)

Galvanized, with riveted on stainless spring steel blade.

Blade width: 160 mm  
Overall length: 150 cm



## 1 prong cultivator

Art.-No.: 11336 (with handle),  
11334 (without handle)

Galvanized, with one wide prong

Overall length: 135 cm




## 3 prong cultivator

Art.-No.: 11338 (with handle),  
11339 (without handle)

Galvanized, with 3 narrow prongs

Overall length: 135 cm



### ALBA UNIVERSAL tool holding rail

Art.-No.: 13838

Excellent for tidy, space-saving storage of gardening tools and household appliances.

Benefits: The adjustable arrangement of the tool holders ensures an optimum distance between the individual handled devices, also ideally appropriate for skis.

- 4 adjustable tool holders
- 20 cm projection
- Galvanized whole metal construction
- Double-sided retaining holders
- With different holder cut-out options
- Complete with screws and wall plugs

Overall length: 100 cm

Weight: 3.65 kg

# Christmas tree stand ALBA



### Christmas tree stand ALBA

Art.-No.: 27475

- Simple: Easy and quick setup
- Sturdy: Optimal stability due to robust all-steel construction
- Completely made of steel
- Safe: Thanks to a particularly high guide shaft  $\varnothing$  110 mm and fixation pin
- NOTE: No water necessary
- Wobble-free
- Stable base

# Waste disposals

## Mobile waste bin 110l

Art.-No.: 11481

### Product features

- Height: 870 mm
- Width: 500 mm
- Depth: 430 mm
- Weight: 4.94 kg
- Galvanized steel tube construction
- 110 litre waste bag capacity
- Wheels with a strong tread pattern
- Firm closing lid



## Stationary waste bin 110l

Art.-No.: 16640

### Product features

- Height: 815 mm
- Width: 465 mm
- Depth: 370 mm
- Weight: 3.7 kg
- Galvanized steel tube construction
- 110 litre waste bag capacity
- With floor protection fitting
- Firm closing lid



## Stationary waste bin 60l

Art.-No.: 11523

### Product features

- Height: 725 mm
- Width: 380 mm
- Depth: 316 mm
- Weight: 2.52 kg
- Galvanized steel tube construction
- 60 litre waste bag capacity
- With floor protection fitting
- Firm closing lid



# Sawhorse

## Ranger

Art.-No.: 17962

### Product features

- High stability
- Standard: Saw holder
- Adjustable cutting device
- Continuous support surface
- Stable fixation of the saw blade
- Space-saving collapsible
- Height: 95 cm
- Width: 57 cm
- Weight: 12 kg



## Goliath

Art.-Nr: 12867

### Product features

- High stability
- Standard: Saw holder
- Adjustable cutting device
- Continuous support surface
- Stable fixation of the saw blade
- Space-saving collapsible
- Height: 92 cm
- Width: 78 cm
- Weight: 12.8 kg





**Building industry**

# Kuli | Murxi | Murxli

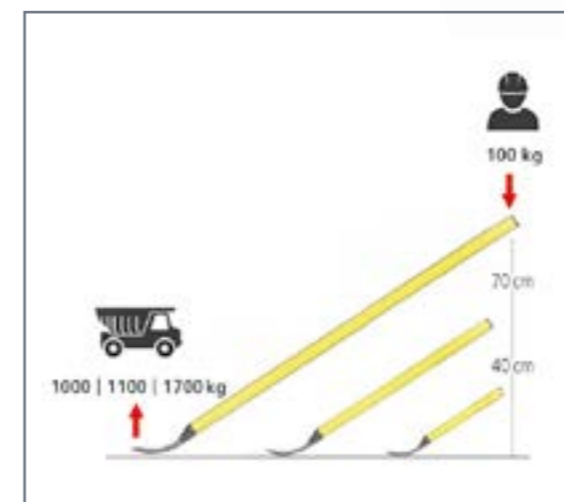
Lifting and formwork dismanteling stripping device

For multilateral use and precise work

On the construction site, only one thing matters: robustness. Our functional lifting and formwork removal devices undergo extensive quality testing. The result: a product designed for long-term use. Tough as steel and uncompromising, it tackles every task with ease!

Kuli, Murxi, and Murxli – the all-rounders! Ideal for prying and cleaning boards and form panels; removing floor coverings, beams, or flat roofs; dismantling formwork or relocating heavy elements, pallets, precast concrete components, and much more!

- Tool part
- Drop-forged and hardened special steel
- Optimal leverage 1000 | 1375 | 1700 kg
- With nail claw and nail slot
- Standard version for nail heads up to Ø 14 mm



## Optimal leverage

With a force application of 100 kg at a handle height of 70 / 40 cm, a load of 1700 / 1375 kg can be lifted!



Modell	Tool length	Tool width	Total length	Weight	Article no.
Kuli	200 mm	75 mm	1400 mm	5.3 kg	10583
Murxi	156 mm	60 mm	910 mm	2.5 kg	10585
Murxli	120 mm	48 mm	600 mm	1.5 kg	10591

## MURXLI

Art. No.: 10591

Product features

- Length: 120 mm
- Width: 48 mm
- Total length: 60 cm
- Weight: 1.5 kg
- Maximum load: 100 kg
- Maximum leverage: 1000 kg



## MURXI

Art.-No.: 10585

Product features:

- Length: 156 mm
- Width: 60 mm
- Total length: 91 cm
- Weight: 2.5 kg
- Maximum load: 100 kg
- Maximum leverage: 1100 kg



## KULI

Art.-No.: 10583

Product features:

- Length: 200 mm
- Width: 75 mm
- Total length: 140 cm
- Weight: 5.3 kg
- Maximum load: 100 kg
- Maximum leverage: 1700 kg



## Roller attachment KuliGo

Art.-No.: 10593

The mobile add-on solution for the proven ALBA KULI.

Enables effortless and precise positioning of heavy loads.

Mounted with just one screw, the KuliGo is ready for use immediately.

- Length: 156mm
- Width: 40mm
- Weight: 0.81kg





# ALBA construction plan

also with tool box



Construction plan cabinet 1



Compartment for blueprint



Lockable lid and as canopy and rain protection



Construction plan cabinet 2



Bright interior



Large metal worktop for A-0 drawings



Construction plan cabinet 200



4 crane hooks



Stable protective cover for forklift transport

# ALBA construction plan cabinets

also with tool box



Construction plan cabinet 1

Art.-No.: 22791

- Large sheet metal work surface for A0 drawings
- Canopy function of the lid when open
- Bright interior due to rear window
- Stable and sturdy construction
- Prevention of sinking and stable base with wide footplates
- Entirely made of steel, galvanized sheet metal, and ZINGA coated
- 4 special hanging links for crane hooks
- Fully lockable
- Interior side compartment for plans



Construction plan cabinet 2

Art.-No.: 22792

- Large sheet metal work surface for A0 drawings
- Canopy function of the lid when open
- Bright interior due to rear window
- Stable and sturdy construction
- Prevention of sinking and stable base with wide footplates
- Entirely made of steel, galvanized sheet metal, and ZINGA coated
- 4 special hanging links for crane hooks
- Fully lockable
- Interior side compartment for plans
- Large tool chest



Construction plan cabinet 200

Art.-No.: 22793

- Large tool chest with removable shelf,
- 100 kg floor load capacity
- Two removable shelves inside for storage
- (182 x 50 cm)
- Power outlet - Triple CEE socket, blue, 230 V, 16 A, 3-pin
- Task light with 2-meter cable and brackets
- 4 special hanging links for crane hooks
- Writable magnetic strips for organization inside
- Large tool chest 100 kg load capacity for shelf flooring
- Fully lockable
- Interior side compartment for plans
- Entirely made of steel, galvanized sheet metal, and ZINGA coated

Model	Height	Width	Depth	Shelves	Worktop	Weight
Construction plan cabinet 1	1985 mm	1480 mm	925 mm	-	1285 x 893 mm	79 kg
Construction plan cabinet 2	1985 mm	1480 mm	925 mm	-	1285 x 893 mm	118 kg
Construction plan cabinet 200	1970 mm	2110 mm	970 mm	2 x big: 1925 x 905 mm 4 x small: 950 x 950 mm		237 kg

# ALBA temporary door during construction work



**ALBA temporary door**

Art.-No.: 22796


- Complete set including frame
- Powder coated
- Lockable
- Width stepless adjustable from 60 to 105 cm
- High 2,00 m



**Details:**



# Plaster tray 65 l



**Plaster tray 65 l**

Art.-No. 27496

Our practical paving trough: Simple and effective for builders!

The thick handles with a large distance to the trough ensure comfortable and safe carrying, while the robust powder coating and flat surfaces make it easier to remove the mortar. In addition, our paving trays are stackable and easy to store.

- Dimension 675 x 440 x 275 mm
- Weight 9.7 Kg,
- Pallet unit 25 pcs.

